


# Phonics Screening Check



# Phonics in Reception

- Phonics is a way of teaching children to read quickly and skilfully.
- Children are taught how to recognise the sounds each individual letter makes e.g. s, a, t, p
- Children learn the sounds that two letters can make e.g. sh, ch (these are called **digraphs**).
- Children learn the sounds that three letters can make e.g. air, ear, igh (these are called **trigraphs**).

- 
- We teach children to use their finger to point to each sound and repeat this until they can hear and say the word. This is called blending.
  - We refer to the dots and dashes as ‘sound buttons’

on

• •








can

• • •

fish

• • —








# Level 1+

<b>s</b>  sun	<b>a</b>  apple	<b>t</b>  teddy	<b>p</b>  pan
<b>i</b>  insect	<b>n</b>  net	<b>m</b>  man	<b>d</b>  dog
<b>g</b>  gate	<b>o</b>  octopus	<b>c</b>  cat	<b>k</b>  key
<b>-ck</b>  duck	<b>e</b>  egg	<b>u</b>  umbrella	<b>r</b>  rabbit
<b>h</b>  hat	<b>b</b>  bone	<b>f</b>  fish	<b>-ff</b>  cuff
<b>l</b>  lion	<b>-ll</b>  hill	<b>-le</b>  bottle	<b>-ss</b>  dress











# Level 2

<b>j</b>  jug	<b>v</b>  van	<b>w</b>  web	<b>-x</b>  fox
<b>y</b>  yo-yo	<b>z</b>  zip	<b>-zz</b>  buzz	<b>qu</b>  queen
<b>ch</b>  chick	<b>sh</b>  ship	<b>th</b>  this thumb	<b>-ng</b>  ring
<b>-dge</b>  bridge	<b>-ve</b>  glove	<b>wh</b>  wheel	<b>-cks</b>  ducks
<b>-tch</b>  hatch	<b>-nk</b>  ink		

# Level 3

<b>ai</b>  aim	<b>ee</b>  eel	<b>-igh</b>  knight	<b>oa</b>  goat
<b>-oo</b>  cook	<b>oo</b>  spoon	<b>ar</b>  arm	<b>or</b>  fork
<b>ur</b>  purse	<b>ow</b>  owl	<b>oi</b>  oil can	<b>ear</b>  ear
<b>air</b>  hair	<b>-er</b>  builder	<b>er</b>  herbs	<b>-ue</b>  rescue
<b>-ue</b>  glue	<b>-ure</b>  pure	<b>-ture</b>  picture	

# Level 4

<b>-ay</b>  tray	<b>oy</b>  toy	<b>ea</b>  eat	<b>-ie</b>  pie
<b>ow</b>  bow	<b>ew</b>  newspaper	<b>-ew</b>  screw	<b>ou</b>  mouth
<b>ir</b>  bird	<b>aw</b>  yawn	<b>eer</b>  deer	<b>-are</b>  scarecrow
<b>-ce</b>  dance	<b>-ea</b>  bread	<b>o</b>  onion	<b>-ed</b>  dropped rained



There are no new graphemes taught during this phase. Children are taught to blend and read longer words with adjacent consonants.

**cvcc** – milk, sink

**ccvc** – train, float

**ccvcc** - print

They also learn to read two-syllable words.

➤ handstand

➤ sandpit

➤ lunchbox

# Phonics in Year 1

- In Year 1, children consolidate their learning of phonics in Reception and also learn new ways to represent and pronounce sounds.

Sound	As in ....	Sound	As in ....	Sound	As in .....
a-e	came	au	Paul	aw	saw
ay	day	e-e	these	ea	sea
ew	chew	ew	stew	ey	money
i-e	like	ie	pie	ir	girl
o-e	bone	oe	toe	ou	out
oy	boy	ph	Phil	u-e	june
u-e	huge	ue	clue	ue	due
		wh	when		

# Level 5

## split digraphs



a-e



cake

e-e



compete

i-e



ice

o-e



rose

u-e



cube

u-e



flute

# Phonics Screening Check

- The phonics screening check was initially piloted in around 300 schools in 2011.
- In September 2011, the phonics screening check was then made statutory for all children in Year 1.
- The phonics screening check takes place in June each year.
- This year, **the check will take place w/c 8<sup>th</sup> June 2026**
- The assessment is age-appropriate, with children sitting with their class teacher. It is on a one-to-one basis and should be seen as an enjoyable activity, which lasts no longer than 10 minutes.



# Phonics Screening Check

- The phonics screening check is a “**short, light-touch assessment**” to confirm whether children have learnt phonic decoding to an appropriate standard for their age.
- It will also identify any gaps in the children’s phonic knowledge so that class teachers can support children further with their reading skills as they move into Year 2.
- Children should not realise that they are being formally assessed. The check should be seen as part of their everyday phonics activities. The children have already completed practise checks with their teacher in Year 1, so they are familiar with the format of the check.




# Phonics Screening Check

- ▶ The check comprises of a list of **40 words** with half of the words covering the phonics skills which are taught in Reception and half of the words based on Year 1 phonics skills.
- ▶ Within the 40 words, there are **real and nonsense words**. Your child will be told that the activity will include nonsense words and will be familiar with what this means.
- ▶ Nonsense words are used when teaching phonics because they cannot be read by using memory or known vocabulary. This means that children have to use their decoding skills, which is a strategy used when reading any new and unfamiliar word.

# Phonics Screening Check

shob



tailor

farn



sequins



# Phonics Screening Check

- Your child will be scored against a national standard, and the main result will be whether or not they fall below, within or above this standard.
- In 2013 – 2024 the “pass threshold” was 32, which means that children had to read at least 32 words out of 40 correctly. The threshold mark is communicated to schools at the end of June, after the test has been taken. You will be told your child’s score by the end of the summer term, but schools’ results will not be published.
- If your child’s score falls below the threshold, they will retake the test when they are in Year 2. This is so that they can be given further support with their phonic decoding skills.



<https://youtu.be/W3lmrUwhzHc>



# How can you help your child?






- Make time for your child to read their school book to you and encourage them to practise their decoding skills.
- Encourage your child to sound out unfamiliar words and blend the sounds to read the word, rather than looking at the picture to guess.
- Practise reading words including the sounds they have learnt in Reception and Year 1.
- Let them practise reading nonsense words – these are the words that might trick them!

# Homework for Spring B

Spellings in Spring B will be replaced with phonics screening revision.


**Phonics Activity Mat 1**

Read these words to a friend.


hoff 
chin
plig 
sheep
frung 
leap
phote 
spray
landpot 
chatter

Write the real words next to the chest and the nonsense words next to the bin.

lith	haunt	moin	dush
fight	chomp	wess	blank

 \_\_\_\_\_











\_\_\_\_\_

 \_\_\_\_\_

\_\_\_\_\_

\_\_\_\_\_

Write the missing sounds in these words.

 fo__
 __een
 __ink
 b__ger
 spr__t
 cr__on
 b__d
 l_k__
 h_m__
 ph_n__

Circle all of the words that contain the ee digraph.

free	night	hard	street
fair	meet	coins	speak

Add the sound buttons to these words.

clouds	thing	spears
--------	-------	--------

Write a word that contains ure.

\_\_\_\_\_



# Homework for Spring B

The children already have their spelling Shed log ins.

# Useful websites

- ▶ You can download the Department for education official past phonics screening checks (2012-2020) to get an idea of what your child will be asked to do. We use these past checks in school to ensure that children are familiar with the structure and so that we can track their progress and any areas of support.

<https://www.gov.uk/government/collections/national-curriculum-assessments-practice-materials#phonics-screening-check-resources>

- ▶ There are lots of websites with fun phonics games that the children are familiar with:

[www.phonicsplay.co.uk](http://www.phonicsplay.co.uk)

[www.lettersandsounds.co.uk](http://www.lettersandsounds.co.uk)

- ▶ A copy of the presentation will be available on the school website from Friday 27<sup>th</sup> February



Any questions?