

Welcome to our Reception Information Evening!



Agenda

- ▶ Phonics
- ▶ Homework
- ▶ Reading
- ▶ Forest School
- ▶ Behaviour Policy
- ▶ Early Essence

Phonics is taught daily for 20 minutes.
(revisit, teach, apply, practise)

Phonics sessions are taught in
classes with differentiated activities
according to each individual child's
ability.

Floppy's Phonics

Select the audio buttons to listen to the words. Select the letters to watch how they are formed. Select Chip, Floppy and the word list and complete the activities.

Level 2: Book 7

J j



jug

jet
jam
jacket
just



k -ck e u r h b f -ff l -ll -le -ss j



Reading

- ▶ Individual sounds / phonemes - s,a,t,p,i,n,m,d,g,o.... Teach the sound the letter makes in a word, not primarily the letter name - alphabet (can cause confusion if both are taught at the same time)
- ▶ Follow floppy phonics actions and order sounds.

Sounding out / blending

- ▶ CVC (consonant, vowel, consonant) words e.g sit, pop, mat etc.



s i t

The diagram shows the word 'sit' in a simple, bold font. Below each letter is a blue circular dot, representing a sound button. The letters are arranged horizontally, and the dots are aligned directly beneath them. The entire diagram is enclosed in a thin grey L-shaped border.

- ▶ Each sound button makes one sound (above)
- ▶ Say each sound
- ▶ Close the gap
- ▶ Hear then say the word

Digraphs


▶ **Two letters that make one sound**

qu, sh, ch, th, th, oo,
oo, ai, ee, oa, ar, oi, ur, ow,

Writing


- ▶ Over writing
- ▶ Letter formation
- ▶ Pencil grip - pincer / tripod (froggy fingers)

Segmenting (sounding out a word)
and counting the sounds on fingers.



Now it's your
turn!

How many sounds
are there in.....





Helpful Words

“We can not sound them out, we have to learn them off by heart.”



Helpful Words

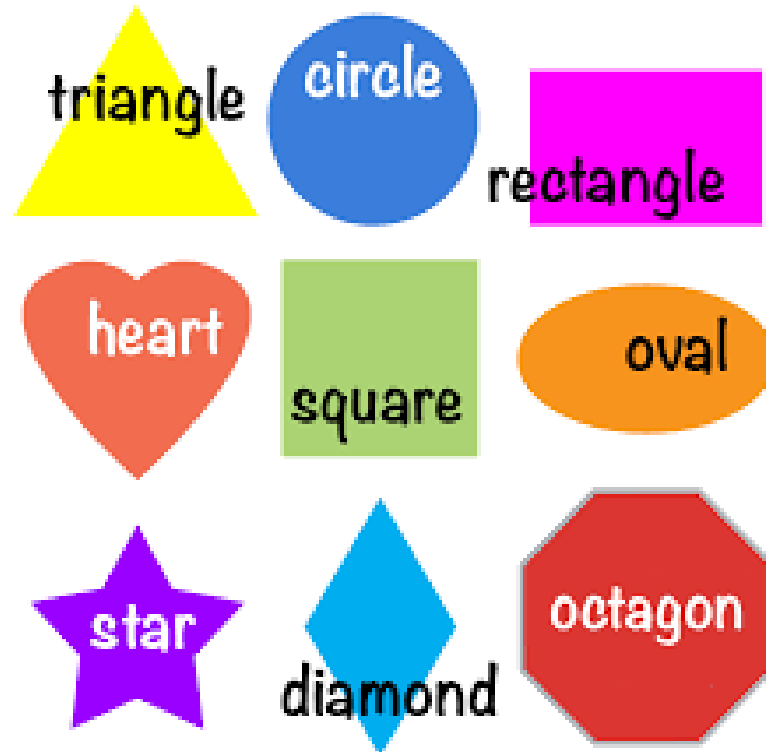
the to I no go into he she we me
be was you they all are my have
like so do some come said were
there little one when what out oh
their people Mr Mrs looked called
asked could

**When is my
child ready for
a book with
words?**

What can you do to help your child at home?

- ▶ Practise blending
- ▶ Games
- ▶ Share stories with discussions
- ▶ Encourage children to make up their own stories
- ▶ Looking at signs and sounds around the environment
- ▶ Listening for initial sounds
- ▶ Sound bags
- ▶ Revisit

Number & Shape of the week



Frequently asked questions-

- ▶ Homework/Seesaw - when do we have to complete it? How much is expected?
- ▶ Lunchtimes - how much have they eaten? Have they drunk enough water today?
- ▶ What is the behaviour system? Fantastic Flower? Star of the week? Friday treat?
- ▶ Routines - when are the children inside/outside? Do they have to ask to go to the toilet / get a drink? PE Kits & wellington boots
- ▶ Seesaw
- ▶ What is Early Essence?

Thank you

- ▶ Thank you to everyone for taking the time to attend this afternoon.
- ▶ We will shortly be sending out a feedback questionnaire if you could kindly return that would be great.
- ▶ As always if there is anything we can do to help / support please get in touch.
- ▶ Copy of the presentation will be available on school website tomorrow.