

Welcome to Year 6!



Year 6 Teachers

6B - Miss Bancroft

6S - Miss Shaw

6W - Miss Walker

Mr Dean and Miss Higgins will cover
the Year 6 teachers when they have
PPA.

Class 6B - Miss Bancroft




**KEEP
CALM**
ENJOY
**YEAR
6**



Hello!

It seems strange to be doing an online transition but I can't wait to meet you properly when the time is right. This will be my second year teaching year 6- hopefully we can get through it all and it will be a full year together.

You may already know that in school I love maths and I am part of the maths team. When I am outside of school you will all soon learn that I am a crazy Huddersfield Town fan and a crazy dog lady! I spend my time with my chocolate Labrador who is as nutty as me, they always say dogs are like their owners.

We will have a brilliant time together in year 6 I am sure: enjoying the trips and learning about the new topics that we do. I am sure you will live up to my high expectations and fulfil your full potential.

I am looking forward to starting your final year at Moorlands together.

From Miss B 😊

Class 6S - Miss Shaw



Hello and welcome to Year 6!

This will be my 8th year teaching Year 6 but the first time I have completed an online transition so don't worry, some things will be new for all of us.

There is lots for you to look forward to and I hope you enjoy your time in Year 6 as much as I do. It is the year before you move on to Secondary school, so we always try to make it an enjoyable experience!

For those of you that may know me through having older siblings, you will be aware that I really enjoy Science and PE. Outside of school, I enjoy keeping fit, spending time with my family and friends, visiting new places in the holidays and I volunteer with the Yorkshire Ambulance Service as a Community First Responder.

I'm looking forward to meeting you all soon and beginning your final journey at Moorlands with you.

From Miss S ☺

Class 6W - Miss Walker



Hello superstars! ★

I am really happy that we are moving up to Year 6 together! From watching you all in our 'reading buddy' sessions in 5W, I know that you will all be fantastic role models to our younger pupils.

Being a teacher is one of my favourite things in life and I have been lucky enough to experience teaching pupils across all phases of primary education. I'm sure you already know that I love sports and I really enjoy being the PE subject leader here at Moorlands.

We will have a fantastic time together in Year 6, exploring new topics and hopefully experiencing some new trips too. My high expectations of you all will remain the same in Year 6 to enable you to reach your full potential. To ensure that you are 'Year 6 ready', please try to complete the tasks that we have set for you at the end of this PowerPoint. Have a wonderful Summer break!

From Miss W 😊



Year 6 PPA Cover

Hello, my name is Miss Higgins. Most of you will know me from our French lessons during our carousel afternoons in year 5 and for those of you who I haven't taught before I am looking forward to getting to know you all in year 6. I will be spending some time teaching you when your teacher is having PPA and some time supporting you in class. I have two boys at home so I spend a lot of my time watching football matches and exploring the great outdoors! I hope you all have an amazing summer and I'm looking forward to seeing you in September xxx



Hello, my name is Mr Dean.

I joined the team at Moorlands in January. Like Miss Higgins, I will be with some of you when your teacher is having PPA. I enjoy going for long walks (even in the rain) and spending time with my family. I have always had an interest in science and still like to look for fossils at the seaside. Have a wonderful summer and I look forward to meeting you when you come back to school in Year 6.

Year 6 Teaching Assistants

Hi, I'm Mrs Aspinall and this is me with my Cockerpoo Bella who I love to walk and explore with. I have worked at Moorlands (previously Outlane) school for over 20 years and this will be my 3rd consecutive year in year 6 and I'm looking forward to sharing it with you all xxx



Hi, my name is Miss Anderson - one of the Teaching Assistants in Year 6. I've worked in Year 6 for a few years and you'll have seen me in the playground at lunchtimes too. I especially love being outdoors, being active, getting muddy and walking my dog. Reading and books are another of my passions (we cover some great texts in Year 6) and I love hearing about books you are enjoying. I'm part of the Eco Team in school, so if you have any Eco ideas, please come and chat. In my spare time, I'm really into running, yoga and exercise in general; if you see me out and about or at Parkrun give me a wave! Looking forward to meeting you all in September! xx



Year 6 Teaching Assistants

Hi my name is Mrs Shafique, I'm a Teaching Assistant in Year 6. I enjoy working in Year 6 and helping children where ever possible, especially in Maths. I love cooking and spending time with my family and grandchildren. Have a wonderful summer break and I hope to see you in September.



Hi, as most of you are aware I'm Miss Gallagher. I'm super excited to be moving with you all to year 6 and can't wait to see you all again in September as I've missed seeing you in school. My first day as a teaching assistant at Moorlands was when you all started year 1 so I feel very privileged to be spending your final year at Moorlands with you all. I can't wait to have a fantastic year and will be at the year 6 door with a big smile on my face waiting to welcome you back in September. Have a fantastic summer

Morning arrangements























You should arrive at school for 8:55am and meet your teacher on the bottom playground by the normal entrance used by Year 5 and 6.

Do your best not to be late, otherwise you will miss lots of learning time!

Remember to socially distance whilst you are waiting on the playground.

A typical week in Year 6

	8:55 am	9.10 to 10.40		10.40 to 12.30pm	12.30-1.30pm	1.30pm-2.30pm	2.30pm-3.25pm
Monday	Early Bird	 Maths	Morning Break 10.40 - 10.55	 English	Lunch 12.30 - 1.30	 Creative Curriculum	 Reading
Tuesday	Early Bird	 Maths		 English		 Personal, Social and Health Education	 Computing
Wednesday	Early Bird	 Maths		 English		 Topic	 RE
Thursday	Early Bird	 Maths		 English		 Science	 Reading
Friday	Early Bird	 Maths		 English		 French	 Outdoor PE

Morning Lessons



In Year 6 we will do Maths as our first lesson each day. This will be in class like Year 5.

We will have an arithmetic lesson once a week.

After break it is English writing lessons. You will have a SPaG lesson once a week .

Topics in Autumn A

English	Science	History	Art	DT	PE
Friend or Foe	Light	WW2	Propaganda posters	Periscopes	Tchoukball & Fitness
					

Year 6 objectives

For further information about the coverage and objectives in Year 6, you might want to have a look at the website below.

<http://www.primarycurriculum.me.uk/year6>



Break and lunch time

In Year 6, morning break will be at 10:40am and lunch will be at 12:30pm. You will exit using the bottom door and play in the bottom playground/MUGA.

You can sensibly use the outdoor gym equipment once we have shown you and it is safe to use. You must not use this equipment before or after school.

You will play in a designated area on the bottom playground with your classmates. Some equipment will be available for you to play with.



Moving around school

You are now in Year 6, which means you are setting the example for the whole school.

- Stay in line order.
- No talking.
- Look where you are going.
- Teacher at the front.
- Show the rest of the school how it should be done.
- Use Year 6 stairs to go up and Year 5 stairs to go down.
- Hats off inside.



You will have 2 PE lessons per week. You **MUST** bring your own PE kit to wear. We will always try to go outside.

Remember the changing room rules...

- No talking
- It should take no longer than three minutes to get changed.
- Fold your clothes neatly.
- When you are changed line-up outside the rooms in line-order quietly and sensibly.



At the end of each week if you have stayed green (no pegs) you will now get a frog sticker so that your parents know you have behaved well.

There will also be whole-class rewards. You will find out more about these during our first week back!



Merits and merit cards will continue. I will award merits for growth-mindset and good attitudes to learning.

British Value Tree - This is outside of Mrs Denney's office. When we will nominate pupils for a British Value, they will write their name on a leaf and stick it onto the branch they received their award for.

Role Model - This will be completed once a month. Each member of the class will complete a nomination. The child with the most votes will win.



Behaviour system

Stage 1 is a verbal warning from your teacher. They will tell you not to do something.

Stage 2 - If you continue to misbehave then you will get a peg.

Stage 3 - If you get 2 pegs you miss playtime.

*We will remind you about yellow and red cards the first week back.

Class jobs/monitors

There are all lots of jobs within the classroom and your help is very much appreciated.

Your task: Have a think about what monitor roles will be important in year 6...



Homework

Homework is very important.

Your brain is a muscle!

Athletes train every day to exercise their muscles and become good at their sport.

Learning is the same! You need to exercise your brain every day and go over things more than once!

You will get Maths, English and spelling homework every Thursday. The majority will be completed online but paper copies will be available. It is to be completed by Monday.

Don't leave it until the last minute!
See your teacher on Friday for help.



Fun things coming up...

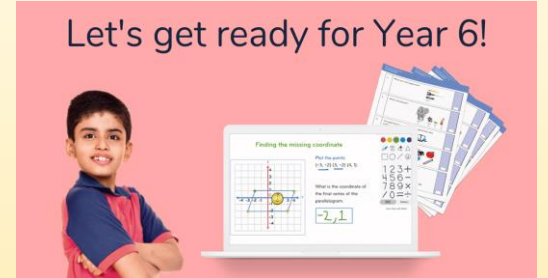
Residential

We hope to go to YHA Langdale for our residential in May. We will provide with the details once we have confirmation.

It is lots of fun!



How can **you** ensure that you are ready for Year 6?



Maths

- **Times tables:** Ensure you know all of your times tables up to 12×12 . The quicker you can recall these facts (including the inverse), the better!
- **4 rules of number** (practise column addition, subtraction, short/long multiplication and short division).
- **Time:** Make sure that you can tell the time by looking at a watch. It will really help if you are confident with both 12 and 24 hour clock.

English

- **Spellings:** Practise your year 5/6 spellings.
- **Reading:** Enjoy reading some books.
- **Writing:** When writing, ensure that you are using the basics (capital letters, full stops and joined handwriting).

Your tasks to complete!

We would like you to complete some work for your year 6 teacher:


- Create your own **personality swirl** for our class display. Please see the following slides for instructions how to complete.
- Complete the **year 6 crossword** to test your knowledge. This is located where you found this PowerPoint.
- Ensure that you are 'year 6 ready' by **practising** all from the previous slide.



Introduction to Year 6 Crossword

Can you test your knowledge of year 6? Complete the crossword below using the clues.

Name: _____



Across

3. When will you receive homework?
5. If you have a morning intervention, where should you write your name?
6. Which lesson will we complete first every day?
7. How many footballs are allowed in the MUGA at break?
8. When should homework be handed in?
9. If you are struggling with a homework task, when should you see your teacher?


Down

1. If you hear a long bell, what might that be?
2. What should you take off your head when you are inside?
4. When will you have a SPaG lesson?

Created using the Crossword Maker on TheTeachersCorner.co.uk

Personality swirl - instructions

First, you will need to print out the personality template. The template is located where you found this PowerPoint. (Your teacher will slice the grey border off for our class display so please keep your work in the white area.)




Personality swirl - instructions

In **every other** section, write the following words:

- First name
- 5 words about you (adjectives to describe your personality, hobbies/interests, etc.)

*You can write these in any font/style you would like. Try to 'stretch' the word out so it fill most of the section. However, please be consistent with your use of lowercase or uppercase letters.



Personality swirl - instructions

In the remaining sections, draw a pattern/design of your choice. You can keep the same pattern in all of the sections or you can mix them up.



Personality swirl - instructions

Then colour with felt tips or coloured crayons! Whatever you can get your hands on 😊 See the next slides for ideas...



Personality swirl - instructions





If you have any questions at all, please email your year 6 teacher on your new class email address:

Miss Bancroft - 6B@moorlandsprimary.org.uk

Miss Shaw - 6S@moorlandsprimary.org.uk

Miss Walker - 6W@moorlandsprimary.org.uk



From The Year 6 Team!

